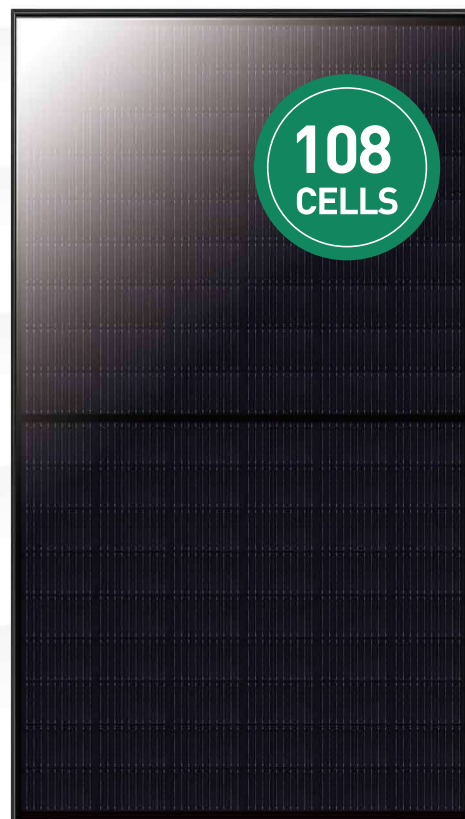


TWINPLUS X MODULE SERIES

HIGH EFFICIENCY MONO-PERC M6(R)-10B-R

395-415W



**ORIGINAL CUTLESS HALF-CELL TECHNOLOGY IN
PV MODULE INDUSTRY**

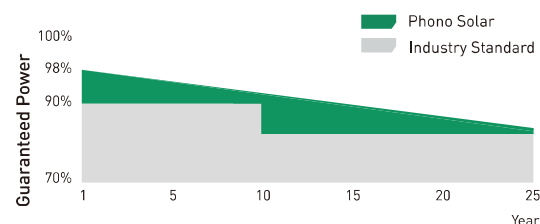
**OPTIMIZED MODULE APPEARANCE WITH SQUARE
MONO WAFER**

OUTSTANDING PRODUCT PERFORMANCE

- 0.32% additional power yield benefited from square mono wafer
- Competitive high-temperature performance with ameliorated temperature coefficient
- Minimized power loss in cell connection
- Higher power generation and better performance under shading effect with multi-busbar and half-cell technology

TRUSTWORTHY QUALITY AND RELIABILITY

- Optimized electrical design lowers hot spot risk and operating current
- Minimized risk of microcrack by using industry-leading cutless cell processing technology
- Excellent anti-PID resistance by Nitrous Oxide passivation processing technology



15-year Product Warranty | **25-year** Linear Performance Warranty

MANAGEMENT SYSTEM CERTIFICATES

IEC 61215, IEC 61730

ISO 9001:2015 / Quality management system

ISO 14001:2015 / Standards for environmental management system

ISO 45001:2018 / International standards for occupational health & safety



Bloomberg **Tier1**
NEW ENERGY FINANCE



ELECTRICAL TYPICAL VALUES

Model	1000V	PS395M6-18/VH		PS400M6-18/VH		PS405M6-18/VH		PS410M6-18/VH		PS415M6-18/VH	
	1500V	PS395M6H-18/VH		PS400M6H-18/VH		PS405M6H-18/VH		PS410M6H-18/VH		PS415M6H-18/VH	
Testing Condition		STC	NOCT	STC	NOCT	STC	NOCT	STC	NOCT	STC	NOCT
Rated Power (P _{mpp})		395	294	400	298	405	301	410	305	415	309
Rated Current (I _{mpp})		12.88	10.41	12.97	10.48	13.06	10.55	13.15	10.63	13.24	10.70
Rated Voltage (V _{mpp})		30.67	28.24	30.85	28.40	31.02	28.55	31.18	28.71	31.35	28.86
Short Circuit Current (I _{sc})		13.42	10.84	13.52	10.92	13.62	11.00	13.72	11.09	13.82	11.17
Open Circuit Voltage (V _{oc})		36.67	34.62	36.87	34.81	37.05	34.98	37.23	35.15	37.42	35.32
Module Efficiency (%)		20.23		20.48		20.74		21.00		21.25	

STC(Standard Testing Conditions):Irradiance 1000W/m², AM 1.5, Cell Temperature 25°C

NOCT (Nominal Operation Cell Temperature): Irradiance 800W/m², Ambient Temperature 20°C, Spectra at AM1.5, Wind at 1m/S

MECHANICAL CHARACTERISTICS

Cell Type	Monocrystalline 182mm x 91mm
Dimension (L× W × H)	Length: 1722mm (67.80 inch)
	Width: 1134mm (44.65 inch)
	Height: 30mm (1.18 inch)
Weight	22.0kg (48.50 lbs)
Front Glass	3.2mm Toughened Glass
Frame	Anodized Aluminium Alloy
Cable (Including Connector)	4mm ² (IEC), (+):450mm,(-):250mm or Customized Length
Junction Box	IP 68 Rated

TEMPERATURE RATINGS

Voltage Temperature Coefficient	-0.28%/°C
Current Temperature Coefficient	+0.05%/°C
Power Temperature Coefficient	-0.35%/°C
Tolerance	0~+5w
NOCT	45±2°C

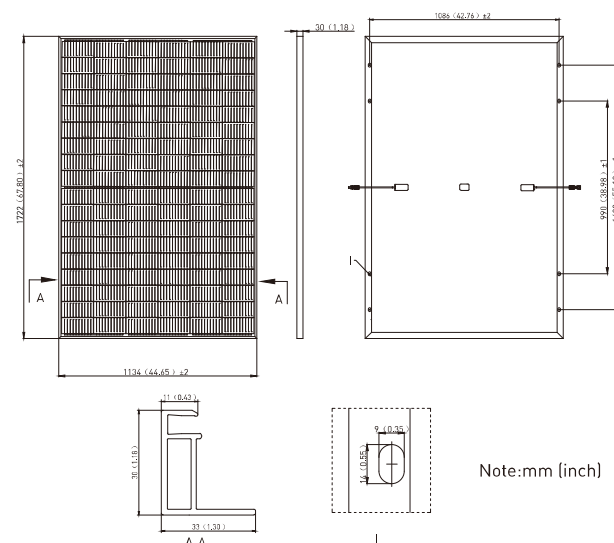
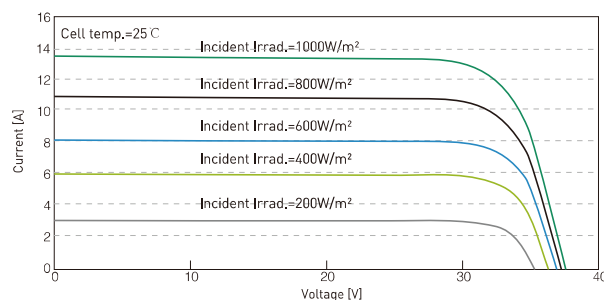
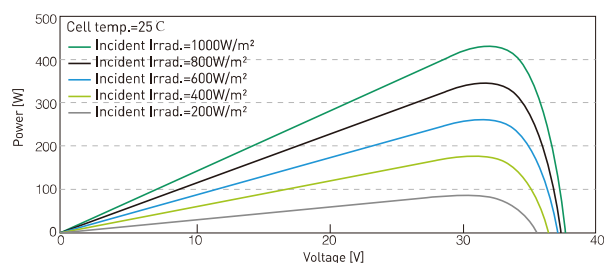
ABSOLUTE MAXIMUM RATING

Operating Temperature	From -40 to +85°C
Hail Diameter @ 80km/h	Up to 25mm
Front Side Maximum Static Loading	5400Pa
Rear Side Maximum Static Loading	2400Pa
Maximum Series Fuse Rating	25A
PV Module Classification	II
Fire Rating (IEC 61730)	C
Maximum System Voltage	DC 1000V/1500V

PACKING CONFIGURATION

Container	20' GP	40' HQ
Pieces/Container	216	936

ELECTRICAL CHARACTERISTICS



Note:mm (inch)